

Aluminium

Window & Door Features

Discover star quality



stellarTM
ALUMINIUM SYSTEMS

PART L 2022 COMPLIANT
PART M 2022 COMPLIANT

CASEMENT WINDOW RANGE



- Flush and Fully Flush design
- French Flush Casement window available
- Market-leading slim sightlines (61.5mm for flush and 75mm for fully flush)
- 1.4 W/m²K U-value (double glazed) / 1.0 W/m²K U-value (triple glazed). 1.0 W/m²K flush window / 0.95 W/m²K fully flush
- Espag locking
- Max size 1221mm x 1221mm (top hung) or 721mm x 1321mm (side hung)
- A++ rated WER band, unique thermal break technology
- Beads 28mm, 32mm, 36mm, 44mm (fully flush only)

FLUSH TILT & TURN WINDOW



- U-values as low as 1.4 W/m²K (double glazed) or 0.95 W/m²K (triple glazed)
- Contemporary slim sightlines
- Unique thermal break technology
- Concealed hardware for a sleek finish
- Extra security around hinge points
- Bead sizes: 28, 36, 44mm

FLUSH DOOR



- Fully Flush aesthetic
- 1.4 W/m²K (double glazed) or 0.9 W/m²K (triple glazed)
- Fully adjustable 3D hinge option
- Low profile DDA compliant threshold
- Max size 1000mm x 2400mm
- PAS 24 as standard
- Beads: 28, 32, 36, 44mm

UNIQUE SELLING POINTS

- Unique and patented Reverse Butt Joint
- Fully internally beaded system with no need for reverse adaptors
- Knock-in beads
- Pre-gasketed system (incl. beads). Faster fabrication and installation
- Made in Britain
- Award-winning system
- Lifetime Security Guarantee with Yale hardware (Lift & Slide and Flush Tilt & Turn are not included)
- Contemporary square flush sightlines
- PAS 24 - as standard.

HARDWARE


- Hardware available in satin silver / white / black / chrome
- Yale Lifetime Security Guarantee

LIFT & SLIDE PATIO DOOR



- Three interlock options 96mm, 68mm or 50mm (windload dependent)
- Up to 44mm triple glazing
- 1.4 W/m²K U-value double glazed, 0.9 W/m²K (triple glazed)
- Max panel weight 300kg / max size up to 3000mm x 3000mm
- PAS 24 as standard
- Beads: 28, 36, 44mm

SLIMLINE BIFOLD DOOR




- Robust hinge with double fixing positions
- Up to 44mm triple glazing
- Max panel weight 120kg / max size up to 1200mm x 2500mm
- PAS 24 as standard
- 117mm meeting style
- Patent-pending adjustable lock stile
- Beads: 28, 36, 44mm
- 1.3 W/m²K U-value (double glazed) / 0.9 W/m²K U-value (triple glazed)
- Unique thermal break technology



COLOURS / FINISHES

- Qualicoat standard powder coating

STOCK




Signal White
Flat/Matt
RAL 9003




Anthracite Grey
Flat/Matt
RAL 7016



**Anthracite Grey/
Signal White**
Flat/Matt
RAL 7016 / 9003



Jet Black
Flat/Matt
RAL 9005




**Jet Black/
Signal White**
Flat/Matt
RAL 9005 / 9003

MADE-TO-ORDER




Cream
Flat/Matt
RAL 9001



Agate Grey
Flat/Matt
RAL 7038




Slate Grey
Flat/Matt
RAL 7015



Chocolate Brown
Flat/Matt
RAL 8017



Anthracite Grey
Textured
RAL 7016



Stafford Park 6, Telford TF3 3AT

0845 300 9356

talk@stellaraluminium.co.uk

www.stellaraluminium.co.uk

EpwinTM
window systems

Stellar Aluminium Systems is an aluminium profile system supplied to local independent manufacturers and installers who contract to install windows and doors.

Stellar Aluminium cannot be held accountable for manufacture or installation by independent companies. All information in this publication is provided for guidance only and is given in good faith. As it is company policy to continually improve products, methods and materials, changes of specification may be made from time to time without prior notice. This statement does not affect your statutory rights.

© Stellar Aluminium Systems. Part of the Epwin Group Plc. STE17758